

## Portulaca Happy Trails™ F<sub>1</sub> Series

(*Portulaca grandiflora*)

Annuals Culture (revised 01/12/21)

**Plug crop time:** 4 to 5 weeks

**Transplant to finish:** 6 weeks

- Trailing portulaca series has the shortest photoperiod on the market today – 10 hours.
- Sow up to 2 weeks earlier than any other trailing portulaca to meet market demands.
- Most vivid colour assortment available, including intense Deep Red and unique Rosita.
- Delivers brilliant colours and fantastic spread in the garden.

### General Information

| Exposure | Bloom Season                | Height                | Spread                  | Spacing           |
|----------|-----------------------------|-----------------------|-------------------------|-------------------|
| Sun      | Summer, Late Summer, Autumn | 6-9 in.<br>(15-23 cm) | 14-18 in.<br>(36-46 cm) | 18 in.<br>(46 cm) |

### Germination

| Seed Form | Recommended Plug Size | Seeds/Cell | Plug Crop Weeks | Days from 50% to maximum germination | Initial Media pH/EC (1:2)   | Cover Seed |
|-----------|-----------------------|------------|-----------------|--------------------------------------|-----------------------------|------------|
| MPL, RAW  | 288                   | 1<br>4-6   | 4-5             | 2-3                                  | 5.5-6.2 pH<br>0.75 mmhos/cm | No         |

### Plug Production

|                    | Stage 1              | Stage 2                                   | Stage 3                             | Stage 4                             |
|--------------------|----------------------|---|-------------------------------------|-------------------------------------|
| <b>Moisture</b>    | Level 4              | Level 3                                   | Level 2-4                           | Level 2-4                           |
| <b>Temperature</b> | 71-79°F<br>(22-26°C) | 71-73°F<br>(22-23°C)                      | 68-73°F<br>(20-23°C)                | 65-67°F<br>(18-19°C)                |
| <b>Light</b>       | Light                | 2,500 f.c.<br>(26,900 Lux)                | 2,500 f.c.<br>(26,900 Lux)          | 5,000 f.c.<br>(53,800 Lux)          |
| <b>Fertilizer</b>  |                      | Less than 100 ppm N<br>(Less than 0.7 EC) | 100 to 175 ppm N<br>(0.7 to 1.2 EC) | 100 to 175 ppm N<br>(0.7 to 1.2 EC) |

### Propagation Key Tips

To prevent plants from rosetting, sow seeds when the natural daylength is longer than 10 hours. If sowing earlier than suggested, provide long day conditions (daylength extension to 12 to 13 hours) during all phases of production until critical natural daylength is achieved.

### Growing on to Finish

| Growing on Temperature                               | Target Media pH/EC (1:2)       | Fertilizer                          | Daylength   |
|--|--------------------------------|-------------------------------------|-------------|
| (day) 68-76°F (20-24°C)<br>(night) 65-67°F (18-19°C) | 5.5-6.2 pH<br>1.5-2.0 mmhos/cm | 100 to 175 ppm N<br>(0.7 to 1.2 EC) | Day Neutral |

### Daylength Notation

If transplanting plugs when daylength is shorter than 10 hours, provide long day conditions.

### Crop Scheduling

| Container Size      | Plugs/Pot | Crop Time   | Season | PGR |
|---------------------|-----------|-------------|--------|-----|
| Cell Pack           | 36 (ppp)  | 5 (weeks)   | Spring | -   |
| 4"/4.5"/Quart/10 cm | 1 (ppp)   | 5-6 (weeks) | Spring | -   |

## Fertilizer Notation

Fertilize every other irrigation with 15-0-15 alternating with 20-10-20 at 150 to 200 ppm N.

## Common Problems

Insects: Spider Mites, Thrips Diseases: Rhizoctonia, Pythium


## Finishing Key Tips

PGRs are generally not needed unless grown under very warm conditions. Height can be controlled by allowing the soil to dry thoroughly between watering. Plants can be allowed to wilt slightly after the roots reach the side of the container. Height can also be controlled by withholding fertilizer, especially phosphorus and ammonium-based nitrogen.


NOTE: Growers should use the information presented here as guidelines only. PanAmerican Seed recommends that growers conduct a trial of products under their own conditions. Crop times will vary depending on the climate, location, time of year, and greenhouse environmental conditions. It is the responsibility of the grower to confirm the treatment is available in their region as well as read and follow all the current label directions relating to the products. Nothing herein shall be deemed a warranty or guaranty by PanAmerican Seed of any products listed herein. PanAmerican Seed's terms and conditions of sale shall apply to all products listed herein.

## Variety Pictures


---



Deep Red




Fuchsia




Orange



Peppermint




Pink



Rosita



White



Yellow



Mixture

PanAmericanSeed™

PanAmerican Seed Co.  
622 Town Road, West Chicago, Illinois, USA, 60185-2698  
630 231-1400 Fax: 630 231-3609 PanAmSeed.com

™ denotes a trademark of and © denotes a registered trademark of Ball Horticultural Company in the US. It may also be registered in other countries.  
©2022 Ball Horticultural Company