

Celosia argentea plumosa nana **Kimono**













SAKATA[®]

Kimono is compact and colourful, recommended for multi-sowing to create colourful bowls and containers. Useful to extend mid-Summer and early Autumn sales.

- ✿ High density crop suitable for both pots and packs, no PGR required
- ✿ Ideal for Spring to early Autumn sales
- ✿ Excellent series uniformity
- ✿ Multi-seed sowing will give excellent performance and creates mini-forests of colour for containers and gift pots
- ✿ Versatile, for bedding, patio, window boxes or pot plant use
- ✿ Available in a wide range of attractive colours



	Annual		Bedding Plant
	Bedding + mixed combo		Half shade + full sun
	Upright		1,600/gram
	25 cm		Normal
	20 cm		Pack, pot 9-12 cm

Culture Guide

Plug Culture

- Stage 1** (days 1-10) Single sow seed into a plug tray filed with a sterile and well-drained media. Lightly cover with coarse vermiculite as seed requires light to germinate. Provide a soil temperature of 21-24°C. Germination takes place in 7 to 10 days. Since the root system is very delicate, either direct sow or transplant from plugs.
- Stage 2** (days 11-20) After seedlings emerge, place plug flats in a well-ventilated area and reduce the temperature to 19-21°C days and 16-18°C nights. Over watering will promote disease; especially damping off and botrytis. Fertilize plugs lightly with 50-100 ppm N.
- Stage 3** (days 21-27) Maintain good air circulation and media EC levels around 0.8 to 1.0 (1:2 extraction). Celosia is a facultative short day plant and will flower more quickly under short day conditions (<13 hours) and any type of stress.
- Stage 4** (day 28) Plugs are ready for transplanting. Celosia forms a taproot and is sensitive to root damage. Be careful not to damage the delicate root system. Transplant before the taproot emerges. It is best to handle Celosia by the leaves to prevent damaging the soft delicate stem. Also avoid deep transplanting to prevent Rhizoctonia. Do not delay transplanting. Holding the plugs too long in the plug tray will stunt future development of the plant and might cause premature budding.

Pack & Pot Culture

- In general** Cultural watch points: Celosia Kimono must be kept growing vigorously in order to reach favourable size before flowering slows its growth. Stress from lack of fertilizer or water or root binding will cause the plume to form prematurely with very poor growth
- Media** Select a well-drained media with a low starter charge, (< 0.7 1:2 slurry). Ideal pH is 5.5 to 6.0.
- Transplanting** Never delay transplanting! Holding the plugs too long in the plug tray will stunt future development of the plant and might cause premature budding and low quality plants without enough foliage development. Celosia makes a taproot and is sensitive to root damage. Be careful not to damage the soft root system. Transplant before the taproot emerges. It is best to handle Celosia by the leaves to prevent damaging the soft stem. Also avoid deep transplanting to prevent Rhizoctonia. Transplanting normally after 4 to 5 weeks.

Temperature	Maintain the plants at a temperature of 18-24°C.
Fertilizer	Feed with 150-200 ppm N as needed to maintain the EC at 1.0 to 1.4 (1:2 slurry). It is important to supply sufficient amounts of Potassium in the fertilizer. A lack of Potassium will cause smaller flower plumes to be formed along with abnormal shaped flowers.
Lighting	High light, full sun is the best. Production under short day conditions (< 11 hours day length) will result in earlier bud initiation.
Growth regulators	Not required.
Pests & diseases	Pythium, Downy Mildew, Botrytis, Rhizoctonia, Aphids and Thrips.
Crop schedule	Cell packs-8 weeks 10 cm pots-10 weeks.

All information given is intended for general guidance only and is believed to be accurate. Cultural details are based on Northern Hemisphere conditions and Sakata cannot be held responsible for any crop damage related to the information given herein. Application of recommended growth regulators and chemicals are subject to local legislations and manufacturer's label instructions.